

SHP-TS Super SHP-TS 400W E40 SLV 0020714



Product features

- A range of tubular High Pressure Sodium lamps with exceptional starting reliability throughout lamp life and superior system efficiency



PRODUCT OVERVIEW

Product name	SHP-TS 400W E40 SLV
Technology	HID
Watt (Rated) (W)	400
Cap/Base	E40
Lamp finish	Clear
Fixture rating	Open
General application	Logistics & Industry
ETIM Class	EC000821
E-number FI	4845522
E-number SE	8358016
E-number Norway	3845260
Luminous flux (lm)	55500
Colour temperature (K)	2050
CRI (Ra)	20
Wattage (W)	400
Product Voltage (V)	100
Average life (Nominal) (h)	32000
Product EAN number	5410288207148

DATA TABLE

General data

Product name	SHP-TS 400W E40 SLV
Technology	HID
Watt (Rated) (W)	400
Cap/Base	E40
Lamp finish	Clear
Fixture rating	Open
General application	Logistics & Industry
ETIM Class	EC000821
E-number FI	4845522
E-number SE	8358016
E-number Norway	3845260

SHP-TS Super

SHP-TS 400W E40 SLV
0020714

Optical data

Luminous flux (lm)	55500
Luminous flux (Rated) (lm)	56500
Ambient temperature for maximum luminous flux (°C)	25
Colour temperature (K)	2050
CRI (Ra)	20
Adjustable chromaticity	N
Rated lumen maint. factor (%) at 4000 h 50Hz	96
Rated lumen maint. factor (%) at 6000 h 50Hz	94
Rated lumen maint. factor (%) at 8000 h 50Hz	93
Rated lumen maint. factor (%) at 12000 h 50Hz	91
Rated lumen maint. factor (%) at 16000 h 50Hz	90
Rated lumen maint. factor (%) at 20000 h 50Hz	89

Electrical data

Wattage (W)	400
Current (A)	4.5
Product Voltage (V)	100
Control gear required	Yes
Transformer required	No
Lamp Energy Label (class)	A++
kWh per 1000 hours burning time	440

Lifetime data

Average life (Nominal) (h)	32000
Average life (Rated) (h)	32000
Life T90	16000
Rated survival factor (%) at 2000 h 50Hz	100
Rated survival factor (%) at 4000 h 50Hz	100
Rated survival factor (%) at 6000 h 50Hz	99
Rated survival factor (%) at 8000 h 50Hz	99
Rated survival factor (%) at 12000 h 50Hz	96
Rated survival factor (%) at 16000 h 50Hz	90
Rated survival factor (%) at 20000 h 50Hz	81

Physical data

Max. Lamp Diameter (mm) - D	48
Weight (kg)	0.178

Packaging

Single packaging type	Carton
-----------------------	--------

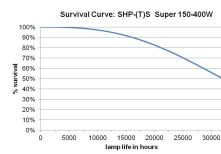
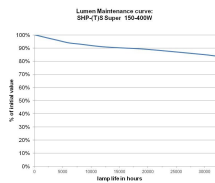
SHP-TS Super SHP-TS 400W E40 SLV 0020714

Product EAN number	5410288207148
Packaging single length / height (cm)	30.5
Packaging single width (cm)	5.0
Packaging single depth (cm)	5.0
DUN14 (outer)	15410288207145
Units per outer package	12
Packaging outer length / height (cm)	28.0
Packaging outer width (cm)	23.0
Packaging outer depth (cm)	33.0

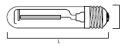
Safety data

Lamp mercury content (mg)	21.60
Breakage cleaning instructions	Applicable
Recommendation for disposal at end of life	Applicable
Special purpose lamp	No
Intended purpose	General lighting
Suitable for household illumination	No

TECHNICAL DRAWINGS



SHP-TS



SHP-TS	35W	50W	70W	100W	150W	250W	400W
L	156	156	156	211	211	260	292
D	39	39	39	48	48	48	48

SHP-TS Super
SHP-TS 400W E40 SLV
0020714

